



Find all Scientific Research and Insights through

A Global Database of publications, clinical trials, patents, and projects

A single platform for scientific information scattered around 100s of portals (PubMed, Google Scholar/Patents, ESPACENET, USPTO, Clinicaltrials.gov, WHO, Universities Website, Cordis, Member Directories, event participants etc) and finding insights in minutes rather than weeks.

Find ideal research groups and experts.

Discover rising star groups, established thought leaders, academic experts, and pharma competitors currently active in your global R&D ecosystem.

Find upcoming scientists with strong ties to KOLs (Key Opinion Leaders)

Identify KOLs who have previously collaborated with companies or created a promising spin-off to keep an eye on









Identify competitors that are focussed on your scientific topic of interest.

ALL ON ONE UNIFIED PLATFORM – **ACADEMICLABS**



Pictorial representation of the content coverage and benefits of AcademicLabs

Data Coverage in AcademicLabs

 Research Groups 150,554 Academic research groups at 1000+ leading universities UNIQUE DATA	 Researchers 4,573,762 Researchers in academia, hospitals and industry. Includes among others, all researchers with 10+ publications in biology, medicine or chemistry, worldwide	 Companies 65,367 Companies in the biotech and pharma industry. Includes emerging and established therapeutic biotech, diagnostics, medical devices, big pharma, incubators, investors, consultants, CROs, C(D)MOs, etc. UNIQUE DATA
 Ongoing Research 460,241 Current lines of investigation of academic research groups, as communicated publicly UNIQUE DATA	 Funded Projects 2,749,040 Projects funded by the EU, US, Japan, most European countries, and the Wellcome Trust	 Clinical Trials 787,493 Clinical trials from ClinicalTrials.gov and 15 other registries worldwide covering US, EU, China, Japan, Republic of Korea, Australia, New Zealand, Africa, Brazil, Peru, Thailand, Sri Lanka, Lebanon and Iran
 Publications 58,280,771 All PubMed publications, plus 20 million additional publications in biomedicine, chemistry, pre-prints and STEM conferences	 Patents 16,404,726 Patents and patent applications since 2005 including priority rights from EPO and USPTO	